

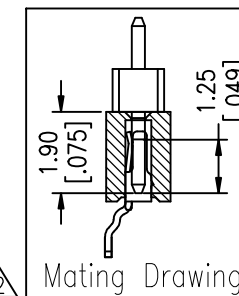
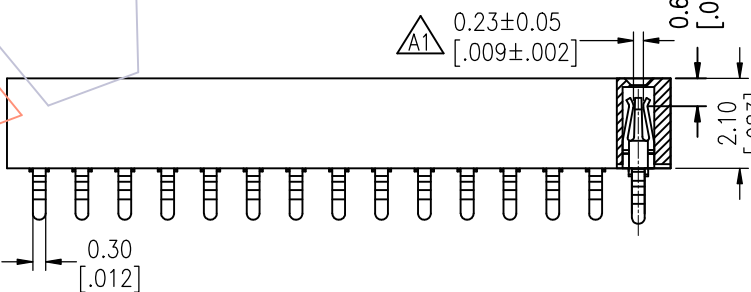
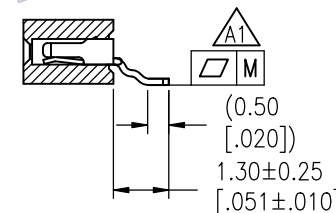
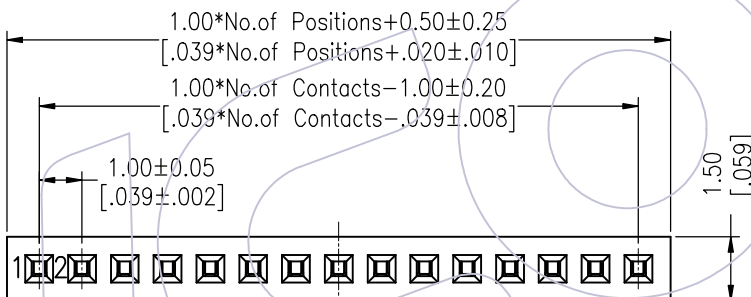
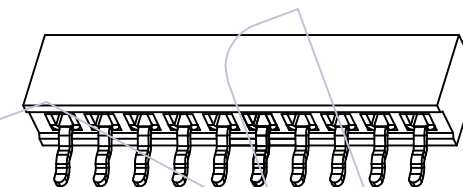
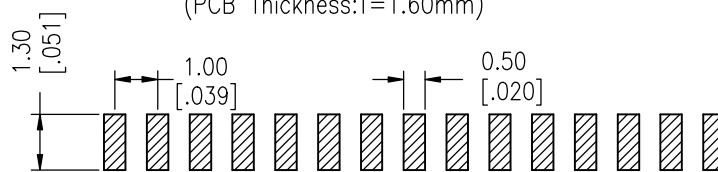
# HSF

**NOTES:**

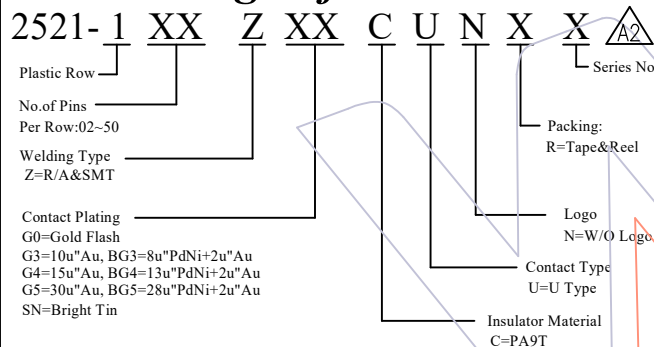
Rated Current:1.0AMP.(20°C,1\*2P-1\*15P)  
 0.75AMP.(20°C,1\*16P-1\*50P)  
 Contact Resistance:20mΩ max  
 Withstand Voltage:500V AC  
 Insulation Resistance:1000MΩ min  
 Operation Temperature:-40°C to +125°C(Gold Plating)  
 -40°C to +105°C(Tin Plating) A2

Contact Material:Copper alloy  
 Contact Plating:Au Or Sn Over 30u" Min Ni  
 Insulator Material:PA9T+G.F UL94V-0

Recommended P.C.B Layout(Top Side)  
 (PCB BOARD TOLERANCE±0.05)  
 (PCB Thickness:T=1.60mm)



## Ordering Information



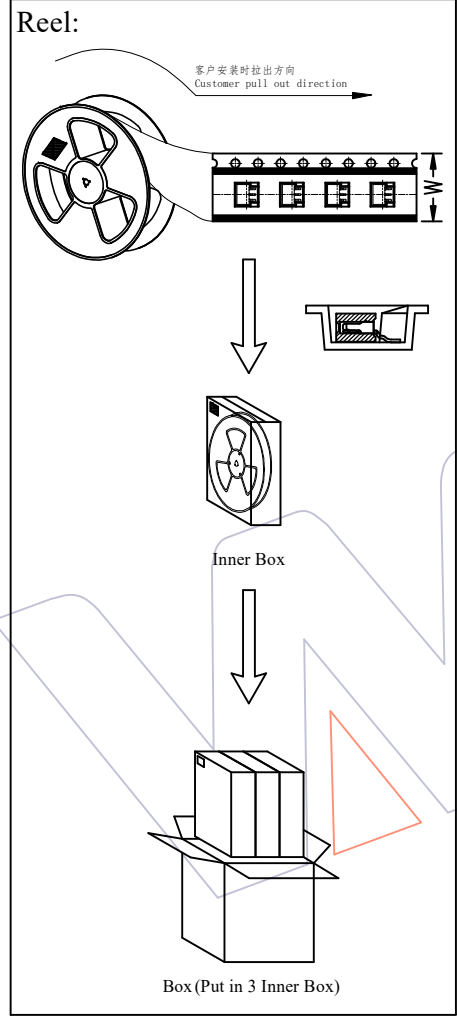
Item	Pitch	Mating	DIM.B
Standard	1.00	1510/1515/1521	1.90
Alternate			

Pin(Per Row)	2-15P	16-30P	31-40P
M	0.10	0.12	0.18

REV	DATE	MODIFICATION DESCRIPTION	CHANGE	OPERATION	DRAW	DATE	SCALE	FIT	PART NO.	TITLE:	Customer NO.
A2	2026/01/17	Standardization Drawing	CP	x.x ±0.40	CP	2026/01/17	UNIT	mm	2521-1XXZXXCUNXX	1.00mm Female Header Single Row 90°SMT Type	WCON-Dongguan Tel: +86 769 85358920 Fax: +86 769 85358915 E-mail: sales@wcon.com
A1	2023/02/03	Add Flatness	XSR	x.xx ±0.25	CHECK TANG	2026/01/17	inch	A4			
A0	2014/12/25	NEW	Allen	x.xxx ±0.15	APPROVE	DATE	SHEET	1/2			
				Angle ± 3'	Steven Zhao	2026/01/17	PROJ	1/2			



Packaging:



Packaging Quantity Refers To The Following Table

PINS	W	Q' ty/Reel	Q' ty/Inner Box	Q' ty/Box
2	12	4,000	24,000	72,000
3	12	4,000	24,000	72,000
4	12	4,000	24,000	72,000
5	16	4,000	16,000	48,000
6	16	4,000	16,000	48,000
7	16	4,000	16,000	48,000
8	24	4,000	12,000	36,000
9	24	4,000	12,000	36,000
10	24	4,000	12,000	36,000
11	24	4,000	12,000	36,000
12	24	4,000	12,000	36,000
13	24	4,000	12,000	36,000
14	24	4,000	12,000	36,000
15	24	4,000	12,000	36,000
16	32	4,000	8,000	24,000
17	32	4,000	8,000	24,000
18	32	4,000	8,000	24,000
19	32	4,000	8,000	24,000
20	32	4,000	8,000	24,000
21	32	4,000	8,000	24,000
22	44	4,000	8,000	24,000
23	44	4,000	8,000	24,000
24	44	4,000	8,000	24,000
25	44	4,000	8,000	24,000
26	44	4,000	8,000	24,000

PINS	W	Q' ty/Reel	Q' ty/Inner Box	Q' ty/Box
27	44	4,000	8,000	24,000
28	44	4,000	8,000	24,000
29	44	4,000	8,000	24,000
30	44	4,000	8,000	24,000
31	44	4,000	8,000	24,000
32	44	4,000	8,000	24,000
33	44	4,000	8,000	24,000
34	44	4,000	8,000	24,000
35	56	4,000	4,000	12,000
36	56	4,000	4,000	12,000
37	56	4,000	4,000	12,000
38	56	4,000	4,000	12,000
39	56	4,000	4,000	12,000
40	56	4,000	4,000	12,000
41	56	4,000	4,000	12,000
42	56	4,000	4,000	12,000
43	56	4,000	4,000	12,000
44	56	4,000	4,000	12,000
45	56	4,000	4,000	12,000
46	72	4,000	4,000	12,000
47	72	4,000	4,000	12,000
48	72	4,000	4,000	12,000
49	72	4,000	4,000	12,000
50	72	4,000	4,000	12,000

REV	DATE	MODIFICATION DESCRIPTION	CHANGE	OPERATION	DRAW	DATE	SCALE	FIT	PART NO.
A2	2026/01/17	Add Flatness	CP	x.x ±0.40	CP	2026/01/17	UNIT	mm	2521-1XXZXXCUNXX
A1	2023/02/03	Add Flatness	XSR	x.xx ±0.25	CHECK TANG	2026/01/17	SIZE	inch	
A0	2014/12/25	NEW	Allen	x.xxx ±0.15	APPROVE	DATE	SHEET	2/2	TITLE: 1.00mm Female Header Single Row 90°SMT Type
				Angle ± 3'	Steven Zhao	2026/01/17	PROJ	Customer NO.	
				DIM TOL					



WCON-Dongguan Tel: +86 769 85358920 Fax: +86 769 85358915 E-mail: sales@wcon.com

WCON-Kunshan Tel: +86 512 57468408 Fax: +86 512 57468468 E-mail: salesks@wcon.com