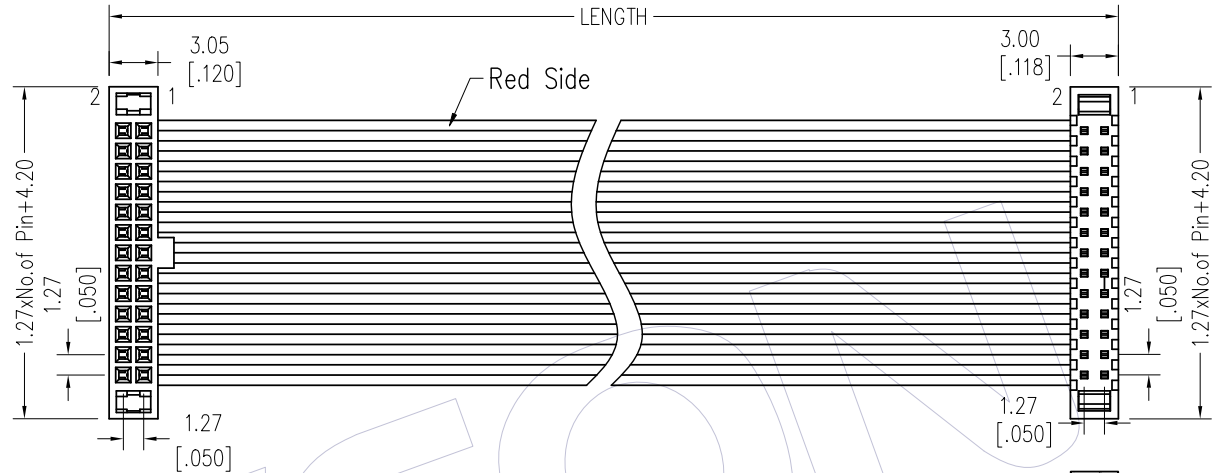
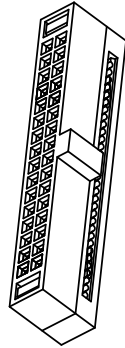


HSF

SPECIFICATIONS:

Contact Resistance: 1Ω Max.
 Insulation Resistance: 5MΩ Min.
 Withstand Voltage: 300V AC,10s
 The Cable Assembly Must 100% Test



P1

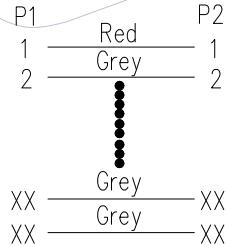
P2

Ordering Information

FB32 - XX XX F A B XXX - 01

No. OF Pins: 06~100p
 Contact Plating:
 G0=Gold Flash
 G3=10u"Gold
 G4=15u"Gold
 G5=30u"Gold
 S0=Gold Flash/Ni
 S3=10u"Gold/Ni
 S4=15u"Gold/Ni
 S5=30u"Gold/Ni
 SN=Tin
 Connector Color:
 B=Black
 Length of Line(mm)
 Connector Direction:
 F=Same Direction

CONNECT METHOD



LENGTH	TOLERANCE
≤100	±5
101~1000	±10
1001~3000	±20
3001~	± Lx1%

NO.	PART NO.	NAME	TITLE	QT'Y	UNIT
③	5330-XXPXXB02	CONN.	1.27*1.27 DIP Plug,XXP,PBT,BK,DIP=3.1,P/Bronze,Au or Sn Over Ni	1	PCS
②	5232-XXUPXXBW01	CONN.	1.27*1.27 IDC Socket,XXP,U Type,W/T Bump,PBT BK,P/Bronze,Au or Sn Over Ni	1	PCS
①	F1U-A30GXXD0-XXXX-X	WIRE	0.635mm Flat Cable,XXP,PVC Grey,Red Side,UL2678,30AWG(7/0.10)	XXX	MM

REV	DATE	MODIFICATION DESCRIPTION	CHANGE	OPERATION	DRAW	DATE	SCALE	Fit	PART NO.
A2	2020/01/13	Correct IDC P/N to 5232-XXUPXXBW01	-----	x.x ±0.40	XSR	2020/01/13	UNIT	mm [inch]	FB32-XXXXFABXXX-01
A1	2012/07/19	Modify drawing	-----	x.xx ±0.25	CHECK	DATE	SIZE	A4	TITLE:
AO	2009/06/25	NEW	-----	x.xxx ±0.15	APPROVE	DATE	SHEET	1/1	1.27mm IDC TO 1.27mm DIP
				Angle ± 3°			PROJ.	⊕	Customer NO.
				DIM TOL					

WCON

Http: www.wcon.com

WCON-Dongguan
 Tel: +86 769 85358920
 Fax: +86 769 85358915
 E-mail: sales@wcon.com

WCON-Kunshan
 Tel: +86 512 57468408
 Fax: +86 512 57468468
 E-mail: salesks@wcon.com