

# HSF

## SPECIFICATIONS:

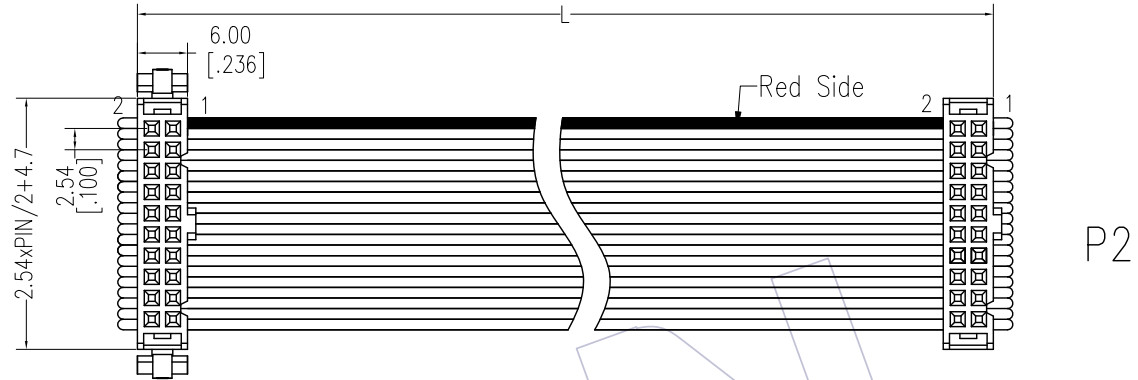
Contact Resistance: 1Ω Max.  
 Insulation Resistance: 5MΩ Min.  
 Withstand Voltage: 300V DC,10s  
 The Cable Assembly Must 100% Test CABLE:

Insulator: UL 2651, Grey Red Side  
 Contact: 28AWG(7/0.12mm)

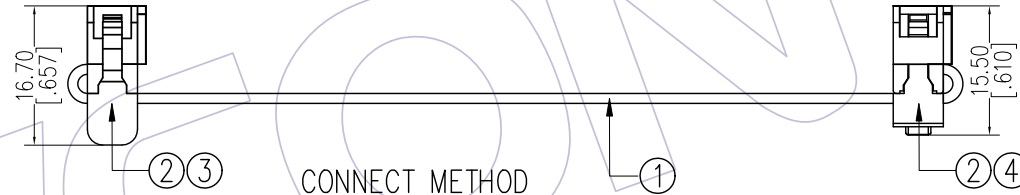
## IDC:

Insulator Material: PBT+30%G.F UL94V-0  
 Contact Material: Brass  
 Contact Plating: Au over Ni

P1



P2



## Ordering Information

FA12 - XX XX F A X XXX - 44

No.OF Pins  
06~64p

Contact Plating:  
 G0=Gold Flash  
 G3=10u"Gold  
 G4=15u"Gold  
 G5=30u"Gold

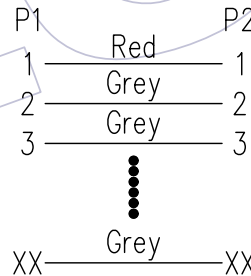
Connector Direction:  
 F=Same Direction

Connector Color:  
 B=Black  
 G=Grey 427C

Length of Line(mm)

S0=Sel.Gold Flash/Ni  
 S3=Sel.10u"Gold/Ni  
 S4=Sel.15u"Gold/Ni  
 S5=Sel.30u"Gold/Ni  
 SN=Tin

## CONNECT METHOD



LENGTH	TOLERANCE
≤100	±5
101~1000	±10
1001~3000	±20
3001~	± Lx1%

NO.	PART NO.	NAME	TITLE	QT'Y	UNIT
④	G5210-XXDX01	SR	2.54 IDC SR,XXP,PBT BK/GREY	1	PCS
③	G5210-XXDX02	SR	2.54 IDC Butterfl SR,XXP,PBT BK/GREY	1	PCS
②	5211-XXDBXXXW01	CONN.	2.54 IDC Socket,XXP,Double Contact,W/T Bump,PBT BK/GREY,Xu" Au/Ni	2	PCS
①	F1U-C28GXXD0-XXXX-X	WIRE	1.27 Flat Cable,XXP,PVC Grey,Red Side,UL2651,28AWG(7/0.12)	XXX	MM

OPERATION	DRAW	DATE	SCALE	Fit	PART NO.
x.x ±0.40	XSR	2020/12/15	UNIT	mm [inch]	FA12-XXXXFAXXXX-44
x.xx ±0.25	CHECK	DATE	SIZE	A4	TITLE: 2.54mm IDC+Butterfl SR-IDC+SR Drawing
x.xxx ±0.15	APPROVE	DATE	SHEET	1/1	Customer NO.
Angle ± 3°			PROJ.		
DIM TOL					

# WCON

Http: www.wcon.com

WCON-Dongguan  
 Tel: +86 769 85358920  
 Fax: +86 769 85358915  
 E-mail: sales@wcon.com

WCON-Kunshan  
 Tel: +86 512 57468408  
 Fax: +86 512 57468468  
 E-mail: salesks@wcon.com

REV	DATE	MODIFICATION DESCRIPTION	CHANGE
AO	2020/12/15	NEW	-----