



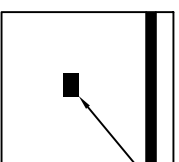
No.1

将产品放入PE袋中, XXXPCS/袋



No.2

用封口机将PE袋封口

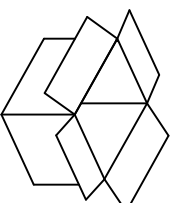
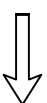


No.3

贴标签于PE袋中间位置

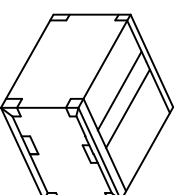



数量标签



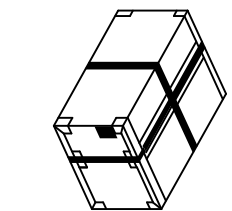
No.4

PE袋装入内箱, 内附两包干燥剂
内箱规格: CTN-23A (22*22*20cm)



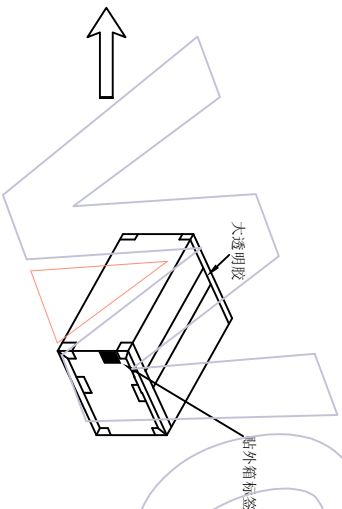
No.5

封箱



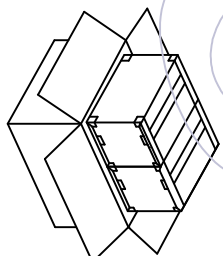
No.8

打包装带



No.7

封箱及贴外箱标签



No.6

内箱放入外箱 (2内箱/外箱)
外箱规格: CTN-06 (47*23.5*22CM)



说明

1. 注意各标签样式、位置及方向的一致性;
2. 标签如客户有特殊要求, 则按客户要求黏贴;
3. 打外箱包装带时需注意, 打为十字型, 另出国内客户, 未打包装带。
4. 未尽事宜依据交货注意事项。

变更 REV	日期 DATE	变更 说明 MODIFICATION DESCRIPTION	零件图		颜色		SCALE	UNIT	SHEET	品名 PART NO	品名 TITLE:
			变更 CHANGE	核准 APPROVE	材质 MATERIAL	设计 DESIGN					
A0	2023/03/16	NEW	X		±0.10		1:1	mm	1/1	3701-AXXX-XXXXXXX01	Board To Board Connector, XYP, 袋装规范
			X		±0.05						
			X		±0.02						
			X		Angle						
			X		± 2°						