

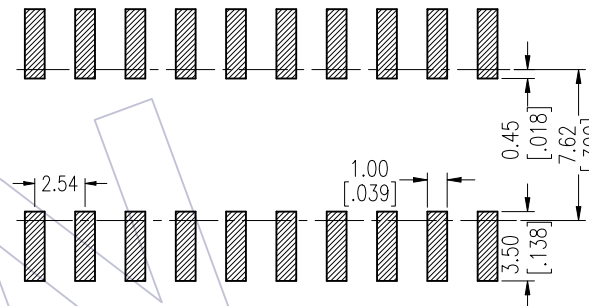
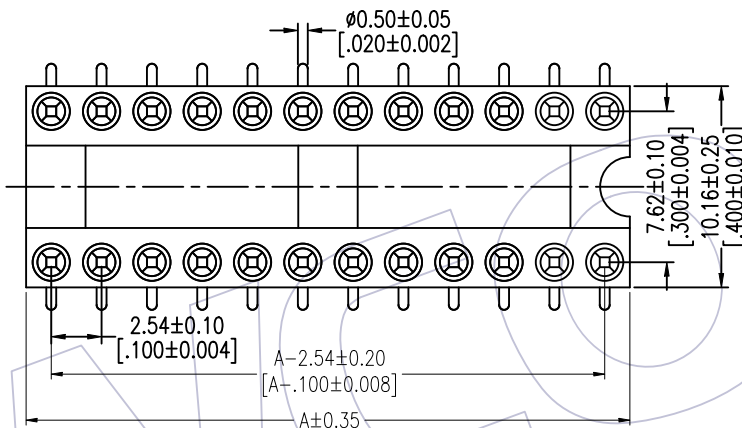
**HSF**

**TECHNICAL SPECS:**

Current Rating:1.0AMP  
 Contact Resistance:10mΩ Max  
 Dielectric Strength: Min 1000VRMS  
 Mechanical Life: Min 100 cycles  
 Mating Pin:Ø0.40 to Ø0.56mm  
 Forces: (polished steel gauge Ø0.43mm)  
 Insertion:200g Max/Pin,Withdrawal:60g Min/Pin  
 Operation Temperature:-40°C to +105°C

Sleeve:Brass CuZn36Pb3(C36000),Sn over Ni  
 Contact Clip(4 finger):BeCu(C17200),Au or Sn over Ni  
 Insulator Material:PPS+30%G.F(UL94V-0)  
 06P~18P Insulators without center bar  
 20P~28P Insulators with center one bar

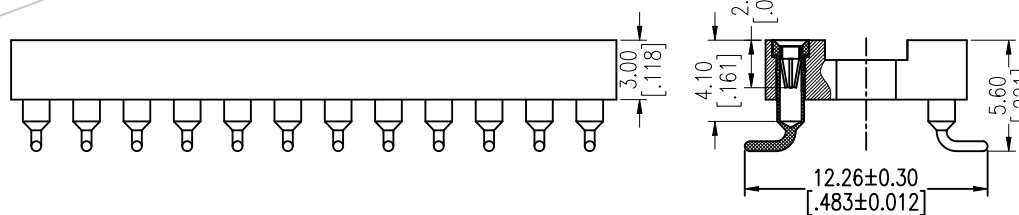
Recommended P.C.B Layout(Top Side)  
 (PCB BOARD TOLERANCE±0.05)



**Ordering Information**

**7110-301 XX M XX 074 X 1**

Row of Pitch l=7.62mm  
 No. of Pin See tab  
 Contact Plating S0=Gold Flash/Tin S3=10u"Gold/Tin S4=15u"Gold/Tin S5=30u"Gold/Tin SN=Tin  
 Packing T=Tube R=Tape&Reel



Dimensional & Ordering Information

NO.of Poles	Part No.	Dim
		A
06	7110-30106MXX074X1	7.62
08	7110-30108MXX074X1	10.16
10	7110-30110MXX074X1	12.70
14	7110-30114MXX074X1	17.78
16	7110-30116MXX074X1	20.32
18	7110-30118MXX074X1	22.86
20	7110-30120MXX074X1	25.40
22	7110-30122MXX074X1	27.94
24	7110-30124MXX074X1	30.48
28	7110-30128MXX074X1	35.56

REV	DATE	MODIFICATION DESCRIPTION	CHANGE	OPERATION	DRAW	DATE	SCALE	FIT	PART NO.
				X.X ±0.40	JYHuang	2012/11/02	UNIT mm		7110-301XXMXX074X1
				X.XX ±0.25	CHECK	DATE	SIZE A4		TITLE: 2.54mm IC SOCKET SMT H=3.0 L=7.43 Row of Pitch 7.62mm
				X.XXX ±0.15	APPROVE	DATE	SHEET 1/1		Customer NO.
				Angle ± 3'			PROJ.		
				DIM TOL					

**WCON**

Http: www.wcon.com

WCON-Dongguan Tel: +86 769 85358920 Fax: +86 769 85358915 E-mail: sales@wcon.com  
 WCON-Kunshan Tel: +86 512 57468408 Fax: +86 512 57468468 E-mail: salesks@wcon.com