

# HSF

## NOTE:

### 1. MATERIAL:

- 1.1 INSULATOR: LCP+30%G.F, UL94V-0; BLACK.
- 1.2 CAP: LCP+30%G.F, UL94V-0; BLACK.
- 1.3 CONTACT: PHOSPHOR BRONZE.
- 1.4 MOUNTING EAR: PHOSPHOR BRONZE.

### 2. FINISH:

- 2.1 CONTACT: 3u" OR 5u" MIN. GOLD PLATED IN CONTACT AREA  
3.80u" MIN. TIN PLATED IN SOLDER AREA  
50u" MIN. NICKEL UNDERPLATED OVERALL.
- 2.2 MOUNTING EAR: 100u" MIN. TIN PLATED OVER  
50u" MIN. NICKEL UNDERPLATED OVERALL.

### 3. ELECTRICAL CHARACTERISTICS

- 3.1 CURRENT RATING: 0.5A.
- 3.2 CONTACT RESISTANCE: 65mΩ MAX.
- 3.3 INSULATION RESISTANCE: 1000MΩ MIN DC500V.
- 3.4 DIELECTRIC WITHSTANDING VOLTAGE: 250V AC PER MINUTE.
- 3.5 OPERATING TEMPERATURE: -40°C ~ +105°C.
- 3.6 OPERATING: 100 CYCLES MIN.
- 3.7 INSERTION FORCE: 90g MAX. Per PIN Pair.
- 3.8 WITHDRAWAL FORCE: 10g MIN. Per PIN Pair.
- 3.9 CONTACT RETENTION FORCE: 250g MIN. PER CONTACT
- 3.10 STORAGE TEMPERATURE: -10°C ~ +40°C.

Flatness: <80Pins The "M" Is 0.10mm MAX

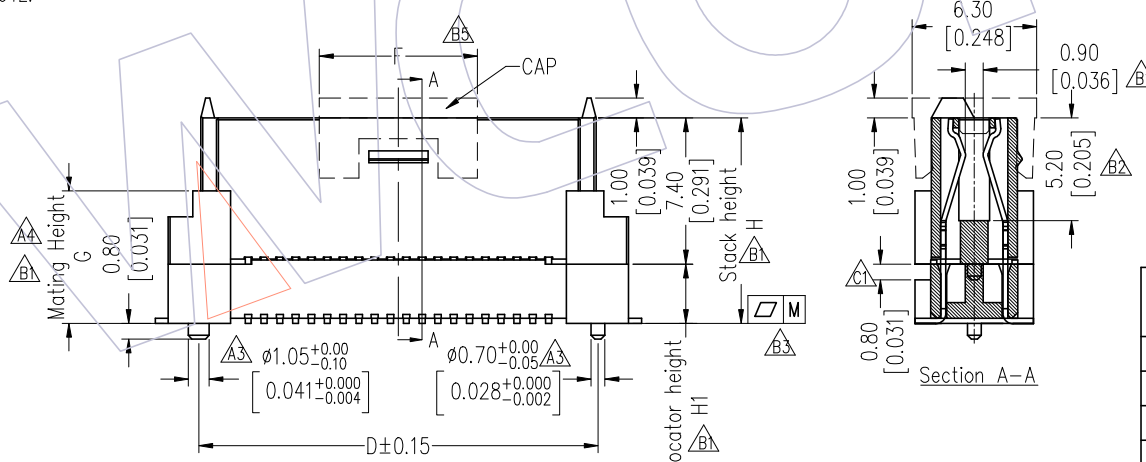
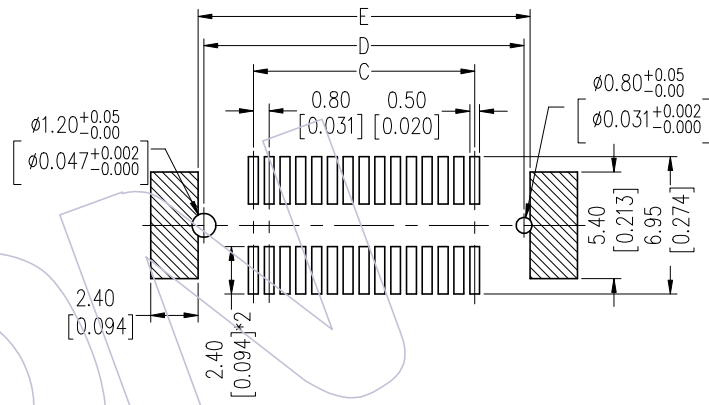
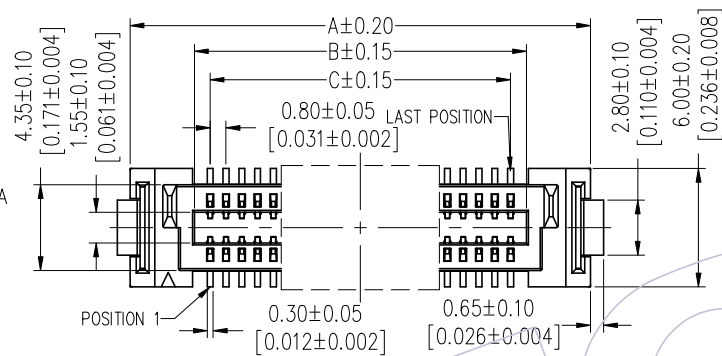
△3. >80Pins The "M" Is 0.15mm MAX

## Ordering Information

### 3614-S XXX - XXX XX R 01

No. of Pins High "H" Contact Plating Packing  
S1=3u"Gold/Tin R=Tape&Reel+CAP  
S2=5u"Gold/Tin

Recommended P.C.B Layout(Top Side)  
(PCB BOARD TOLERANCE±0.05)



CAP PART NO.	Dimension		Applicable Pins
	F		
CAP3614-G202	8.00	20~30	
CAP3614-G203	16.00	40~50	
CAP3614-G204	24.00	60~70	
CAP3614-G205	32.00	80~90	
CAP3614-G206	40.00	100~110~120	

Dim H	Dim G +0.00 -0.40	Dim H1
10.40	7.00	3.00
11.40	8.00	4.00
12.40	9.00	5.00
13.40	10.00	6.00

No. of Pins	Dimension				
	A	B	C	D	E
20	15.30	8.80	7.20	12.20	12.80
30	19.30	12.80	11.20	16.20	16.80
40	23.30	16.80	15.20	20.20	20.80
50	27.30	20.80	19.20	24.20	24.80
60	31.30	24.80	23.20	28.20	28.80
80	39.30	32.80	31.20	36.20	36.80
100	47.30	40.80	39.20	44.20	44.80
120	55.30	48.80	47.20	52.20	52.80
160	71.30	64.80	63.20	68.20	68.80

REV	DATE	MODIFICATION DESCRIPTION	CHANGE	OPERATION	DRAW	DATE	SCALE	FIT	PART NO.
C1	2018/05/24	Modify	△C1	OPERATION	DING	2018/05/24	SCALE	FIT	PART NO.
C0	2017/02/14	ADD CAP	△C0	x.x ±0.40	DING	2018/05/24	UNIT	mm	3614-SXXX-XXXXXR01
B5	2016/10/12	更改CAP的长度	△B5	x.xx ±0.25	CHECK	DATE	SIZE	inch	TITLE:
A0	2010/03/09	NEW	---	x.xxx ±0.15	APPROVE	DATE	SHEET	A4	0.80mm BTB FEMALE "D" TYPE
				Angle ± 3'				1/1	180° SMT
				DIM TOL			PROJ.	1/1	Customer NO.

**WCON**  
Http: www.wcon.com

WCON-Dongguan Tel: +86 769 85358920 Fax: +86 769 85358915 E-mail: sales@wcon.com

WCON-Kunshan Tel: +86 512 57468408 Fax: +86 512 57468468 E-mail: salesks@wcon.com