HSF

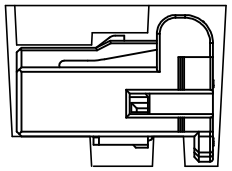

产品放置示意图



No. 1

产品装入真空盒内

真空盒底规格:SB-165A0(330*260*17.20mm)



No. 2

盖上盒盖扣位配合紧密时无需订订书钉

真空盒盖规格:SB-165B0(330*260*17.20mm)

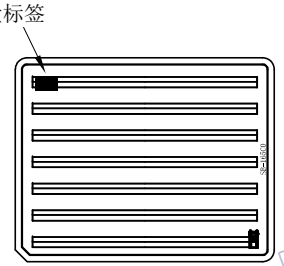

No. 3

贴标签于真空盒左上角

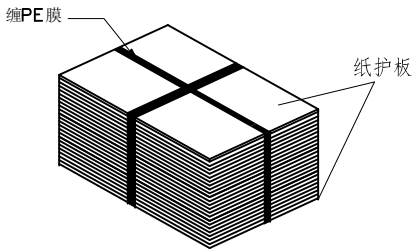

No. 4

17盒为一扎,上下各放一块纸护板

再用PE膜缠绕成十字形

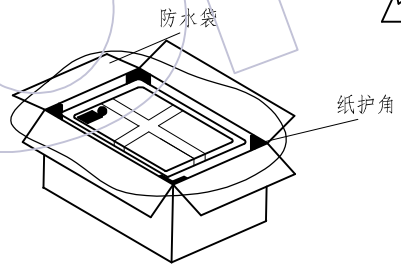

No. 5

纸箱内需套防水袋,再将真空盒装入纸箱,

(1扎/箱)加一包干燥剂后封口

四周各放置一个纸护角CTN-J022

纸箱规格:CTN-03K(35.5*28.5*35cm)

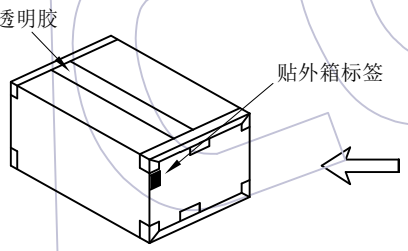

No. 6

封箱及贴标签于纸箱侧面的左上角

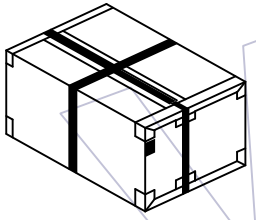

No. 7

打包装带

说明:

1. 产品如图所示型态放入真空盒
2. 注意各标签样式.位置及方向的一致性;
3. 标签如客户有特殊要求，则按客户要求黏贴;
4. 打外箱包装带时需注意，打为十字型,另出国内客户，未打包装带。
5. 如有空隙，需用填充物填充
6. 未尽事宜依交货注意事项包装

72230A-2FCXXAN00BA1			
PIN	产品长度	PCS/Tray	PCS/箱
16	21	91	1547
24	29.8	63	1071
28	34.2	56	952
32	38.6	49	833
40	47.4	42	714

变更记事													
A0	2023/04/14	NEW	———	———	零件图		颜色 COLOR	———		SCALE	fit	WCON	
					X.	±0.50	材质 MATERIAL	———		UNIT	mm	WCON ELECTRONICS (GUANGDONG) CO.,LTD	
					X.X	±0.20							
					X.XX	±0.10	设计 DESING	苏 珊	2023/04/14	SIZE	A4		
					X.XXX	±0.05							
					Angle		审核 CHECK			SHEET	1/1	料号 PART NO.	72230A-2FCXXAN00BA1
					X.	± 2°	核准 APPROVE			PROJ.		品名 TITLE:	2.2 *3.0mm汽车连接器,线端成品 盒装规范
	版次 REV	日期 DATE	变更说明 MODIFICATION DESCRIPTION	变更 CHANGE	核准 APPROVE	DIM	TOL						