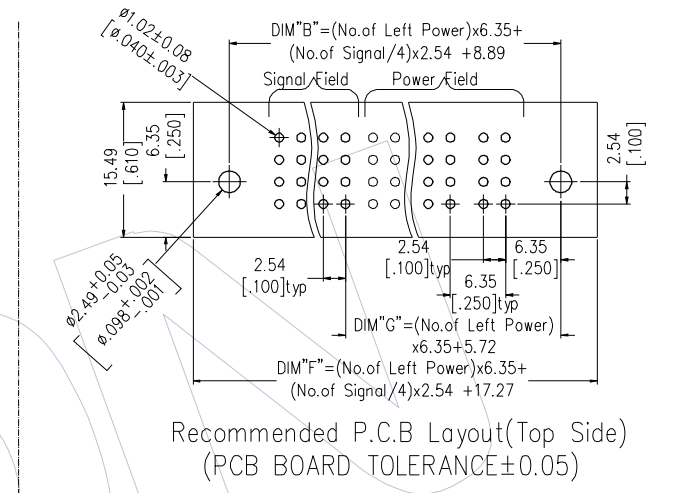
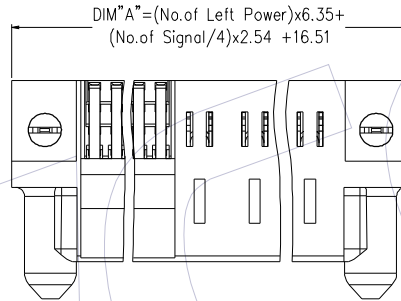
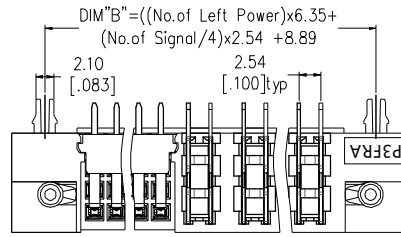


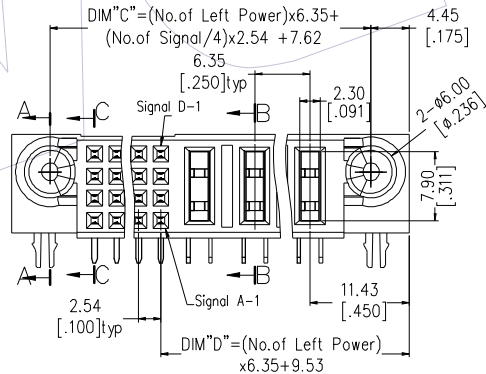
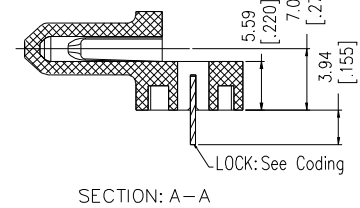
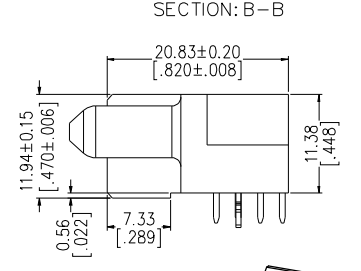
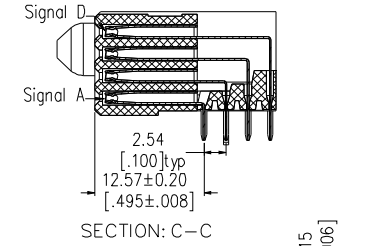
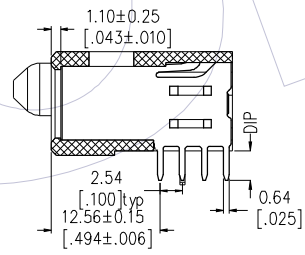
HSF

NOTES:

1. Insulator material: PA9T+33%G.F, UL94 V=0;
2. Terminal material: Copper Alloy;
Terminal Plating: Au/Sn Plated Over Nickel ;
3. Rated Voltage: Signal 50V; Power 600V Δ
4. Rated Current: Signal 2.5A; Power 30A;
5. Contact Resistance:
Power 0.7m Ω Max; Signal 20m Ω Max;
6. Insulation Resistance: DC500V
Power 10000M Ω Min; Signal 500M Ω Min;
7. Insulation Withstand Voltage:
Power 2500VAC/1min; Signal 1000VAC/1min ;
8. Durability :200 cycling;
9. Operation Temperature: -20°C to +105°C;



Recommended P.C.B Layout (Top Side)
(PCB BOARD TOLERANCE ± 0.05)



P3FR A - XX - XXX XX XX X X A 1

No. Left Power:
01=1Pin
20=20Pin

No. Signal:
004=4Pin
008=8Pin
100=100Pin
104=104Pin
144=144Pin
148=148Pin

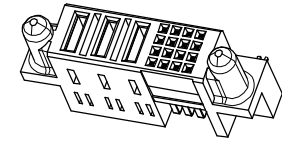
Power Contact Plated:
S3=10u" Gold/Tin
S4=15u" Gold/Tin
S5=30u" Gold/Tin
w3=10u" Gold/Matte Tin
w4=15u" Gold/Matte Tin
w5=30u" Gold/Matte Tin

Signal Contact Plated:
S3=10u" Gold/Tin
S4=15u" Gold/Tin
S5=30u" Gold/Tin
w3=10u" Gold/Matte Tin
w4=15u" Gold/Matte Tin
w5=30u" Gold/Matte Tin

Tail Options(DIP Type):
A=3.43mm
B=2.29mm
C=4.19mm

Packing:
A=Tray

Fixed Mode:
M: W/T Lock
N: W/O Lock



REV	DATE	MODIFICATION DESCRIPTION	CHANGE	OPERATION		DRAW PAN	DATE	SCALE	FIT	PART NO.	TITLE:	WCON	
				x.x	±0.40							Http: www.wcon.com	
A1	2022/03/25	Modify Notes	—	x.xx	±0.25	CHECK	2022/03/25	UNIT	mm	P3FRA-XX-XXXXXXXXXA1	PSP Spacing A 90° DIP FEMALE (TYPE-3:Left Power+2.54Signal)	WCON-Dongguan	WCON-Kunshan
A0	2018/10/10	NEW	—	x.xxx	±0.15	APPROVE	DATE	SIZE	A4			Tel: +86 769 85358920	Tel: +86 512 57468408
				Angle	± 3°		DATE	SHEET	1/2	Fax: +86 769 85358915	Fax: +86 512 57468468		
				DIM	TOL		DATE	PROJ.		E-mail: sales@wcon.com	E-mail: salesks@wcon.com		

